

Name: _____

Ms. Bain's ELAR Homework

Extra copies available at
www.msbainsclass.weebly.com

Due: THURSDAY, March 28, 2013

Reading Log (40 Points) _____

Spelling (20 Points) _____

Vocabulary (10 Points) _____

STAAR Fiction (15 Points) _____ 15

STAAR Poetry (15 Points) _____

Total Points: _____

Name: _____

READING LOG

Students are expected to read at least 20 minutes each night, then fill in the spaces with answers to the daily question. Questions are meant for fiction books. If students read nonfiction books, they should write about what they learned from reading.

MONDAY

I read _____ for _____ minutes.

Summarize the story. Include the main idea and important details from the beginning, middle and end.

Parent Signature: _____

TUESDAY

I read _____ for _____ minutes.

Summarize the story. Include the main idea and important details from the beginning, middle and end.

Parent Signature: _____

WEDNESDAY

I read _____ for _____ minutes.

Summarize the story. Include the main idea and important details from the beginning, middle and end.

Parent Signature: _____

THURSDAY

I read _____ for _____ minutes.

Summarize the story. Include the main idea and important details from the beginning, middle and end.

Parent Signature: _____

Spelling and Vocabulary Words

Spelling Words:

1. Person
2. Helmet
3. Until
4. Carpet
5. Monday
6. Enjoy
7. Forget
8. Problem
9. Sunday
10. Garden
11. Order
12. Mistake
13. Umpire
14. Herself
15. Tuesday

Vocabulary Words:

1. Principal
2. Proud
3. Announced
4. Advice
5. Loyal
6. Collect
7. Ability
8. Absorb
9. Ancient
10. loveliest

Creative Spelling Homework

Spelling tests will be every Friday. Only complete Spelling Homework for the Spelling Words NOT the Vocabulary Words. You must complete 100 points worth of activities. Therefore, you can do two 50 points activities or a 100 point activity.

50 Point Choices:


- Silly sentences. Use your ~~10~~ spelling words to write 10 silly sentences.
- Picture words. Draw a picture for each spelling word and write the word under it OR draw a large illustration and write your spelling words somewhere in the picture.
- Definitions. Look up your spelling words in the dictionary and write the definition of each word.
- 3 Times Each. Write each word neatly 3 times.
- Rainbow Spelling. Write each spelling word one time using different colors.
- Cursive Spelling. Write each word in cursive 2 times.
- Syllable Spelling. Write each word and divide it by syllables. (ex/cite/ment)

100 Point Choices:

- Random Spelling. Write your spelling words by cutting letters from magazines or newspapers and gluing them on paper.
- ~~30-Second Words. Write a TV commercial using your spelling words. You may turn in a script~~
OR perform it for the class!
- Cheer Words. Write a cheer for each of your spelling words.
- Caption Words. Cut out a picture from a newspaper or magazine and use spelling words to write a story about the picture.
- Synonym and Antonym. Write each spelling word. Next to the spelling word write a synonym and antonym for that word.
- Cartoon Words. Create a comic strip with illustrations using all of your spelling words.






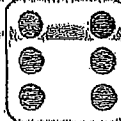
Handwriting practice sheet with 20 horizontal lines.

Blank lined writing area with horizontal lines for text entry.



Vocabulary Roll and Roll

Complete ~~one~~ of the follow activities for each of your Vocabulary Words on the paper provided. Please provide parent initials if needed. If you want to make it more interesting, roll a die to determine which two activities you will complete.

 <p>Write a definition for each word.</p>	 <p>Write a SYNONYM (same) for each word.</p>
 <p>Draw a picture for each vocabulary word.</p>	 <p>Write a story using each word.</p>
 <p>Write a sentence telling what each word reminds you of.</p>	 <p>Act out each word. Or play charades with a friend or family member.</p> <p>Parent Initial: _____</p>

Blank lined writing area with horizontal ruling lines.

Songs of the First Nations

A Song of Greatness

When I hear my elders
Telling of heroes and great deeds
So long ago,
When I hear them talking
About our great ancestors
Then I think to myself
I am one of them.

When I hear others
Praising the great ones,
Then I know that I too
Will be honored
When my time comes, I too
Will do great deeds.

—an Ojibway song



Song of Two Spirits

My friend
This is a wide world
We're traveling over
Walking on the moonlight.

—an Omaha song

Did You Know? At the time of the first contact with white Americans, the Ojibway and Omaha tribes lived in different areas of the Great Plains. Their poems and songs were taught by one generation to the next. The Omaha language is part of a family of Sioux languages. The Ojibway language comes from the family of Algonquin languages. Some of the words that have come into English from the Ojibway language include *Mississippi* (meaning "large water"), *Milwaukee* (originally pronounced *mino-aki*), *moccasin*, and *pecan*.

Understanding the Poems

Read each question and choose the best answer. You may wish to reread "Songs of the First Nations" as you work.

1. The first poem is mainly about _____.
 - (A) the way to ask the tribe's ancestors for a favor
 - (B) the custom of giving thanks for a good harvest
 - (C) how to ask for a good sign before starting a journey
 - (D) the tradition of honoring ancestors through the generations

2. What are "elders"?
 - (A) ghosts and spirits
 - (B) older members of the community
 - (C) wonderful tales that are hard to believe
 - (D) heroes that have performed great deeds

3. The speaker of the first poem is probably _____.
 - (A) a wise old man
 - (B) a young person
 - (C) the mother of children
 - (D) not really a person at all

4. The "friend" in the second poem is probably _____.
 - (A) a spirit
 - (B) a priest
 - (C) a tribal chief
 - (D) a stranger on the road

5. These two poems show that Native Americans _____.
 - (A) were very competitive
 - (B) moved from place to place
 - (C) were very good storytellers
 - (D) had great respect for the dead