

Name: _____

Ms. Bain's ELAR Homework

Extra copies available on the HSI
database and at
www.msbainsclass.weebly.com

Reading Log (50 Points) _____

Spelling (20 Points) _____

Vocabulary (20 Points) _____

Additional Activity (10 Points) _____

Total Points: _____

Name: _____

READING LOG

Students are expected to read at least 20 minutes each night, then fill in the spaces with answers to the daily question. Questions are meant for fiction books. If students read nonfiction books, they should write about what they learned from reading.

MONDAY

I read _____ for _____ minutes.

What is the introduction and rising action in the story?

Parent Signature: _____

TUESDAY

I read _____ for _____ minutes.

What is the climax, falling action and/or resolution in the story you read?

Parent Signature: _____

WEDNESDAY

I read _____ for _____ minutes.

Summarize the story you read. (Somebody, Wanted, But, So)

Parent Signature: _____

THURSDAY

I read _____ for _____ minutes.

What is your opinion of the book? (do you like it or not) Explain.

Parent Signature: _____

Spelling and Vocabulary Words

Spelling Words:

1. Clown
2. Round
3. Power
4. Crowd
5. Sound
6. Count
7. Pound
8. Frown
9. Powder
10. Thousand

Vocabulary Words:

1. Familiar
2. Jerky
3. Vacant
4. Rickety
5. Blurry
6. Rude
7. Blasted
8. Applause
9. Blouse
10. Crown

Creative Spelling Homework

Spelling tests will be every Friday. Only complete Spelling Homework for the Spelling Words NOT the Vocabulary Words. You must complete 100 points worth of activities. Therefore, you can do two 50 points activities or a 100 point activity.

50 Point Choices:

- Silly sentences. Use your 10 spelling words to write 10 silly sentences.
- Picture words. Draw a picture for each spelling word and write the word under it OR draw a large illustration and write your spelling words somewhere in the picture.
- Definitions. Look up your spelling words in the dictionary and write the definition of each word.
- 3 Times Each. Write each word neatly 3 times.
- Rainbow Spelling. Write each spelling word one time using different colors.
- Cursive Spelling. Write each word in cursive 2 times.
- Syllable Spelling. Write each word and divide it by syllables. (ex/cite/ment)

100 Point Choices:

- Ransom Spelling. Write your spelling words by cutting letters from magazines or newspapers and gluing them on paper.
- 30 Second Words. Write a TV commercial using your spelling words. You may turn in a script OR perform it for the class!
- Cheer Words. Write a cheer for each of your spelling words.
- Caption Words. Cut out a picture from a newspaper or magazine and use spelling words to write a story about the picture.
- Synonym and Antonym. Write each spelling word. Next to the spelling word write a synonym and antonym for that word.
- Cartoon Words. Create a comic strip with illustrations using all of your spelling words.

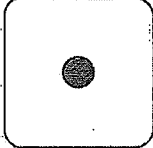
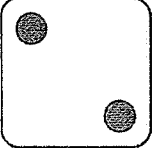
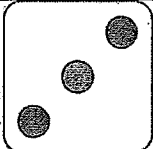
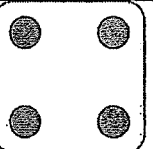
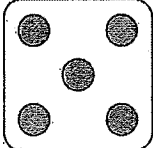
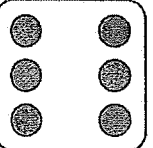
A large rectangular area with horizontal lines, intended for writing or drawing. The lines are evenly spaced and cover most of the page's width and height.

A large rectangular area with horizontal lines, intended for writing or drawing. The lines are evenly spaced and run across the width of the page. There are three circular punch holes on the right side of the page.



Vocabulary Rock and Roll

Complete 2 of the follow activities for each of your Vocabulary Words on the paper provided. Please provide parent initials if needed. If you want to make it more interesting, roll a die to determine which two activities you will complete.

 <p>Write a definition for each word.</p>	 <p>Write a SYNONYM (same) for each word.</p>
 <p>Draw a picture for each vocabulary word.</p>	 <p>Write a story using each word.</p>
 <p>Write a sentence telling what each word reminds you of.</p>	 <p>Act out each word. Or play charades with a friend or family member.</p> <p>Parent Initial:</p>

A large rectangular area with horizontal lines, intended for writing or drawing. The lines are evenly spaced and cover most of the page's width and height.

Using Possessive Pronouns

Name: _____ Date: _____

Write the possessive pronoun that should be used in each sentence.

- (1) This notebook is _____.
that boy's
- (2) Hey, those printouts you just threw away were _____!
for us
- (3) The basketball is _____.
that boy's
- (4) Jeremy is well-known for _____ programming talents.
Jeremy's
- (5) The picture on the left is _____.
of me
- (6) The audience enjoyed _____ flute solo.
she played
- (7) Grab the car with the racing decal on _____ door.
of the car
- (8) The green backpack is _____.
belongs to me
- (9) All cats have _____ own unique personality.
cats'
- (10) I found _____ notebook in the cafeteria.
belongs to you
- (11) We spent _____ summer vacation in New Zealand.
we had
- (12) You can recognize a skunk because it has a white stripe on _____ back.
of the skunk
- (13) The winning science project was _____.
Joshua and me
- (14) I am amazed that you got a perfect score on _____ test.
you took
- (15) I think that this package is _____.
for you
- (16) Is this mess _____?
you made
- (17) The third house on the block is _____.
where Katelyn and I live