

Name: \_\_\_\_\_

# Ms. Bain's ELAR Homework

Extra copies available on the HSI  
database and at  
[www.msbainsclass.weebly.com](http://www.msbainsclass.weebly.com)

Reading Log (50 Points) \_\_\_\_\_

Spelling (20 Points) \_\_\_\_\_

Vocabulary (20 Points) \_\_\_\_\_

Additional Activity (10 Points) \_\_\_\_\_

Total Points: \_\_\_\_\_

Name: \_\_\_\_\_

## READING LOG

Students are expected to read at least 20 minutes each night, then fill in the spaces with answers to the daily question. Questions are meant for fiction books. If students read nonfiction books, they should write about what they learned from reading.

### MONDAY

I read \_\_\_\_\_ for \_\_\_\_\_ minutes.

What is the introduction and rising action in the story?

---

---

---

---

---

Parent Signature: \_\_\_\_\_

### TUESDAY

I read \_\_\_\_\_ for \_\_\_\_\_ minutes.

What is the climax, falling action and/or resolution in the story you read?

---

---

---

---

---

Parent Signature: \_\_\_\_\_

### WEDNESDAY

I read \_\_\_\_\_ for \_\_\_\_\_ minutes.

Summarize the story you read. (Somebody, Wanted, But, So)

---

---

---

---

---

---

---

---

Parent Signature: \_\_\_\_\_

### THURSDAY

I read \_\_\_\_\_ for \_\_\_\_\_ minutes.

What is your opinion of the book? (do you like it or not) Explain.

---

---

---

---

---

---

---

---

Parent Signature: \_\_\_\_\_

## Spelling and Vocabulary Words

### Spelling Words:

1. Talk
2. Cross
3. Awful
4. Cloth
5. Clothes
6. Crawl
7. Chalk
8. Lawn
9. Always
10. Also

### Vocabulary Words:

1. signal
2. genius
3. gadget
4. invention
5. laboratory
6. occasional
7. experiment
8. electric
9. cost
10. raw

# Creative Spelling Homework

Spelling tests will be every Friday. Only complete Spelling Homework for the Spelling Words NOT the Vocabulary Words. You must complete 100 points worth of activities. Therefore, you can do two 50 points activities or a 100 point activity.

## 50 Point Choices:

- Silly sentences. Use your 10 spelling words to write 10 silly sentences.
- Picture words. Draw a picture for each spelling word and write the word under it OR draw a large illustration and write your spelling words somewhere in the picture.
- Definitions. Look up your spelling words in the dictionary and write the definition of each word.
- 3 Times Each. Write each word neatly 3 times.
- Rainbow Spelling. Write each spelling word one time using different colors.
- Cursive Spelling. Write each word in cursive 2 times.
- Syllable Spelling. Write each word and divide it by syllables. (ex/cite/ment)

## 100 Point Choices:

- Ransom Spelling. Write your spelling words by cutting letters from magazines or newspapers and gluing them on paper.
- 30 Second Words. Write a TV commercial using your spelling words. You may turn in a script OR perform it for the class!
- Cheer Words. Write a cheer for each of your spelling words.
- Caption Words. Cut out a picture from a newspaper or magazine and use spelling words to write a story about the picture.
- Synonym and Antonym. Write each spelling word. Next to the spelling word write a synonym and antonym for that word.
- Cartoon Words. Create a comic strip with illustrations using all of your spelling words.


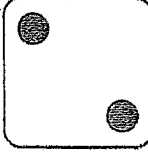
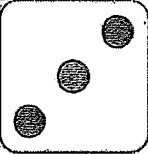
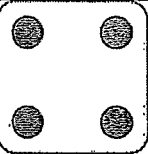
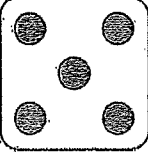
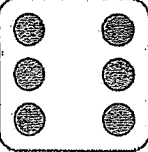
A large rectangular area with horizontal lines, resembling a writing template or a grid. The lines are evenly spaced and extend across the width of the page. There are three circular punch holes along the right edge of the page.

Blank lined writing area with 25 horizontal lines.



## Vocabulary Rock and Roll

Complete 2 of the follow activities for each of your Vocabulary Words on the paper provided. Please provide parent initials if needed. If you want to make it more interesting, roll a die to determine which two activities you will complete.

 <p>Write a definition for each word.</p>	 <p>Write a <b>SYNONYM</b> (same) for each word.</p>
 <p>Draw a picture for each vocabulary word.</p>	 <p>Write a story using each word.</p>
 <p>Write a sentence telling what each word reminds you of.</p>	 <p>Act out each word. Or play charades with a friend or family member.</p> <p>Parent Initial:</p>



Blank lined writing area with horizontal lines.

**Skill Practice****FOLLOW ALL STEPS OF PLOKE!!!**Read this selection. Then answer the questions that follow it.**The Pony Express**


- 1 Before planes, the Pony Express carried mail across the U.S. very quickly. The service began in 1860. It moved mail 2,000 miles in ten days. That was a record for the times.
- 2 Pony Express riders took turns carrying mail by horseback. They galloped over plains, mountains, and deserts. After ten miles, a rider changed to a fresh horse. Ten hours later, a new rider took over.
- 3 The riders had to be fast. They wore tight clothes. Then the wind did not slow them down. Even the horses were dressed for speed. Their saddles were very thin.

**Tip**

Paragraph 1 tells the main idea of the passage.

**Tip**

Paragraphs 2, 3, and 4 include details that support the main idea. The most important details belong in a summary.



- 4 The Pony Express only lasted for 18 months. It stopped running on October 24, 1861. It is still, however, an interesting piece of American history.

**GO ON** 

1 Which of these is the best summary of the passage?

- The Pony Express carried mail a long way very quickly. The riders galloped over plains, mountains, and deserts. The Pony Express lasted only 18 months.
- From 1860 to 1861, the Pony Express moved mail 2,000 miles across the U.S. in record time. The Pony Express riders did all they could to make each trip as fast as possible.
- Before planes, the Pony Express carried mail quickly. Riders took turns carrying mail by horseback. They galloped over plains, mountains, and deserts.
- Pony Express riders took turns carrying mail by horseback. The riders were very fast and even dressed for speed.

Tip

A summary should include the main idea and all of the most important details, not just some of them.

Read this selection. Then answer the questions that follow it.


George Changes His Tune

USE PLORE!!

- 1 Once there was a little bird named George. He sang all day long. Sometimes he'd hear other birds and their songs. George wanted to sing just like them.
- 2 As a mockingbird, he was able to imitate other birds.
- 3 One night George was outside singing when his friend Donna flew by. "I'm surprised to see you here, George," she said. "You don't sound like yourself. I thought it was someone else singing."
- 4 "I'm singing like Ricky," George said. "Then I plan to sing like Betty and Marco."

Tip

Paragraph 1 identifies the main character and story problem. These details go in a summary.



GO ON

- 5 “Why don’t you sing like yourself?” Donna asked.
- 6 “I like their voices,” George said. “I think they sound better than I do.”
- 7 “That’s too bad,” Donna replied. “I always thought yours was the best.”
- 8 When George heard that, he decided to change his tune. From that day on, George sang in his own voice.

**Tip**

What did the main character learn? How did he solve his problem? That information belongs in a summary.

- 2 A student began the summary below. Read it and answer the question that follows.

### Summary of “George Changes His Tune”

George is a mockingbird who wants his song to sound like \_\_\_\_\_  
the songs of others.  
\_\_\_\_\_  
\_\_\_\_\_

Which group of sentences best completes the summary above?

- Because George is a mockingbird, he is able to sing like other birds.
- He sings like his other bird friends and confuses his friend Donna. George thinks his friends’ voices sound better than his.
- Donna comes by and is surprised to find George singing. She tells George that she always thought that he had the best voice.
- He tries singing like his friends. After his friend Donna tells him that his song is the best, he decides to sing in his own voice.

