

Name: \_\_\_\_\_

# Ms. Bain's ELAR Homework

Extra copies available on the HSI  
database and at  
[www.msbainsclass.weebly.com](http://www.msbainsclass.weebly.com)

Reading Log (50 Points) \_\_\_\_\_

Spelling (20 Points) \_\_\_\_\_

Vocabulary (20 Points) \_\_\_\_\_

Additional Activity (10 Points) \_\_\_\_\_

Total Points: \_\_\_\_\_

Name: \_\_\_\_\_

## READING LOG

Students are expected to read at least 20 minutes each night, then fill in the spaces with answers to the daily question. Questions are meant for fiction books. If students read nonfiction books, they should write about what they learned from reading.

### MONDAY

I read \_\_\_\_\_ for \_\_\_\_\_ minutes.

What is the author's purpose for writing this book? Explain how you know.

---

---

---

---

---

Parent Signature: \_\_\_\_\_

### TUESDAY

I read \_\_\_\_\_ for \_\_\_\_\_ minutes.

Describe the plot of the story. (Introduction/Rising Action, Climax, Falling Action, and/or Resolution)

---

---

---

---

---

Parent Signature: \_\_\_\_\_

WEDNESDAY

I read \_\_\_\_\_ for \_\_\_\_\_ minutes.

Summarize the story you read. (Somebody, Wanted, But, So)

---

---

---

---

---

---

---

Parent Signature: \_\_\_\_\_

THURSDAY

I read \_\_\_\_\_ for \_\_\_\_\_ minutes.

Rewrite the ending of the story. Think about what would be IN CHARACTER for your main character and what they might do if there was a part 2 to the story you read.

---

---

---

---

---

---

---

Parent Signature: \_\_\_\_\_

## Spelling and Vocabulary Words

### Spelling Words:

1. Nurse
2. Work
3. Shirt
4. Serve
5. Curly
6. Third
7. Worry
8. Turn
9. Firm
10. Stir

### Vocabulary Words:

1. Anxiously
2. Degrees
3. Tense
4. Ingredients
5. Recommended
6. Remarkd
7. Festive
8. Cross
9. Kitchen
10. Cabinet

## **Creative Spelling Homework**

Spelling tests will be every Friday. Only complete Spelling Homework for the Spelling Words NOT the Vocabulary Words. You must complete 100 points worth of activities. Therefore, you can do two 50 points activities or a 100 point activity.

### **50 Point Choices:**

- Silly sentences. Use your 10 spelling words to write 10 silly sentences.
- Picture words. Draw a picture for each spelling word and write the word under it OR draw a large illustration and write your spelling words somewhere in the picture.
- Definitions. Look up your spelling words in the dictionary and write the definition of each word.
- 3 Times Each. Write each word neatly 3 times.
- Rainbow Spelling. Write each spelling word one time using different colors.
- Cursive Spelling. Write each word in cursive 2 times.
- Syllable Spelling. Write each word and divide it by syllables. (ex/cite/ment)

### **100 Point Choices:**

- Ransom Spelling. Write your spelling words by cutting letters from magazines or newspapers and gluing them on paper.
- 30 Second Words. Write a TV commercial using your spelling words. You may turn in a script OR perform it for the class!
- Cheer Words. Write a cheer for each of your spelling words.
- Caption Words. Cut out a picture from a newspaper or magazine and use spelling words to write a story about the picture.
- Synonym and Antonym. Write each spelling word. Next to the spelling word write a synonym and antonym for that word.
- Cartoon Words. Create a comic strip with illustrations using all of your spelling words.

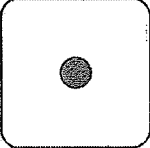
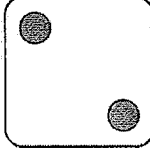
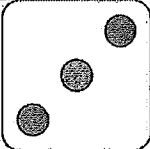
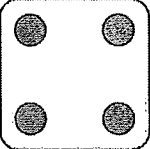
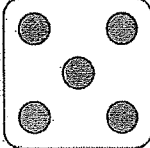
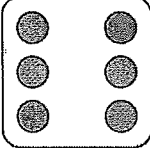
Blank lined writing area with 25 horizontal lines.

Blank lined writing area with 25 horizontal lines.



## Vocabulary Rock and Roll

Complete 2 of the follow activities for each of your Vocabulary Words on the paper provided. Please provide parent initials if needed. If you want to make it more interesting, roll a die to determine which two activities you will complete.

 <p>Write a definition for each word.</p>	 <p>Write a <b>SYNONYM</b> (same) for each word.</p>
 <p>Draw a picture for each vocabulary word.</p>	 <p>Write a story using each word.</p>
 <p>Write a sentence telling what each word reminds you of.</p>	 <p>Act out each word. Or play charades with a friend or family member.</p> <p>Parent Initial:</p>



A large rectangular area with horizontal lines, intended for writing or drawing. The lines are evenly spaced and cover most of the page's width and height.

Name: \_\_\_\_\_

### ABC Order Review

1. Remember to start by looking at the first letter of the word.
  - a. (Sam, spent, spark)
2. If you have words that begin with the same letter, move to the second letter.
  - a. (Sam, spent, spark)
3. If you have words that the first 2 letters are the same, move on to the 3<sup>rd</sup> letter.
  - a. (Sam, spent, spark= spark would go before spent)

### Homework Assignment

On the following page you will find a list of 25 words. Put the words in ABC order by writing the words on the blank lines to the right. Use the rest of this page to plan it out if you need to.

