

Ms. Bain's ELAR Homework

Goes Home on Mondays and is due on
Fridays. Extra copies available on the HSI
database and at
www.msbaainsclass.weebly.com

Reading Log (50 Points) _____

Spelling (20 Points) _____

Vocabulary (20 Points) _____

Additional Activity (10 Points) 10

Total Points: _____

Name: _____

READING LOG

Students are expected to read at least 20 minutes each night, then fill in the reading log with their summaries.

MONDAY

I read _____ for _____ minutes.

What was the author's purpose for writing this book? Explain.

Parent Signature: _____

TUESDAY

I read _____ for _____ minutes.

Describe each of the main characters.

Parent Signature: _____

WEDNESDAY

I read _____ for _____ minutes.

Rewrite the ending of the book or chapter that you finished. Be creative!

Parent Signature: _____

THURSDAY

I read _____ for _____ minutes.

Did you like this book? Why or why not? Would you recommend this book to a friend?

Parent Signature: _____

Spelling and Vocabulary Week 1

The test will always be on **Friday** unless there is a school holiday. Students are expected to spell each of the spelling words correctly. Of the 10 vocabulary words, I will choose 5 words that the students are expected to match the correct definition to. The other 5 students will be expected to use the word correctly in a sentence that they will make up and write on their own. The spelling and vocabulary test will count as one test grade.

Spelling Words:

1. crop
2. plan
3. thing
4. smell
5. sticky
6. spent
7. clock
8. gift
9. class
10. skip

Vocabulary Words

1. lunch
2. pumpkin
3. principal
4. strolled
5. proud
6. worried
7. soared
8. announced
9. fine
10. certainly

Creative Spelling Homework

Spelling tests will be every Friday. Only complete Spelling Homework for the Spelling Words NOT the Vocabulary Words. You must complete 100 points worth of activities. Therefore, you can do two 50 points activities or a 100 point activity.

50 Point Choices:

- Silly sentences. Use your 10 spelling words to write 10 silly sentences.
- Picture words. Draw a picture for each spelling word and write the word under it OR draw a large illustration and write your spelling words somewhere in the picture.
- Definitions. Look up your spelling words in the dictionary and write the definition of each word.
- 3 Times Each. Write each word neatly 3 times.
- Rainbow Spelling. Write each spelling word one time using different colors.
- Cursive Spelling. Write each word in cursive 2 times.
- Syllable Spelling. Write each word and divide it by syllables. (ex/cite/ment)

100 Point Choices:

- Ransom Spelling. Write your spelling words by cutting letters from magazines or newspapers and gluing them on paper.
- 30 Second Words. Write a TV commercial using your spelling words. You may turn in a script OR perform it for the class!
- Cheer Words. Write a cheer for each of your spelling words.
- Caption Words. Cut out a picture from a newspaper or magazine and use spelling words to write a story about the picture.
- Synonym and Antonym. Write each spelling word. Next to the spelling word write a synonym and antonym for that word.
- Cartoon Words. Create a comic strip with illustrations using all of your spelling words.

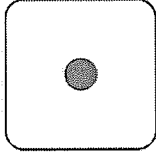
Blank lined writing area with horizontal lines.

Blank lined writing area with 25 horizontal lines.

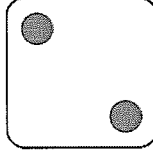


Vocabulary Rock and Roll

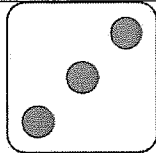
Complete 2 of the follow activities for each of your Vocabulary Words on the paper provided. Please provide parent initials if needed. If you want to make it more interesting, roll a die to determine which two activities you will complete.



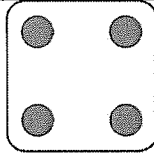
Write a definition for each word.



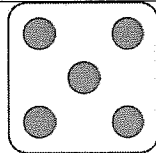
Write a **SYNONYM** (same) for each word.



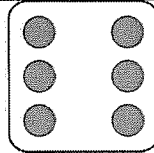
Draw a picture for each vocabulary word.



Write a story using each word.



Write a sentence telling what each word reminds you of.



Act out each word. Or play charades with a friend or family member.

Parent Initial:

A large rectangular box with a thick black border, containing 25 horizontal lines for writing. The lines are evenly spaced and extend across the width of the box. The box is positioned in the upper and middle portions of the page.