

Name: _____

Ms. Bain's ELAR Homework

Extra copies available at
www.msbaainsclass.weebly.com

Due: March 22, 2013

Reading Log (40 Points) _____

Spelling (20 Points) _____

Vocabulary (10 Points) _____

STAAR Fiction (15 Points) _____

STAAR Poetry (15 Points) _____

Total Points: _____

Name: _____

READING LOG

Students are expected to read at least 20 minutes each night, then fill in the spaces with answers to the daily question. Questions are meant for fiction books. If students read nonfiction books, they should write about what they learned from reading.

MONDAY

I read _____ for _____ minutes.

Summarize the story. Include the main idea and important details from the beginning, middle and end.

Parent Signature: _____

TUESDAY

I read _____ for _____ minutes.

Summarize the story. Include the main idea and important details from the beginning, middle and end.

Parent Signature: _____

WEDNESDAY

I read _____ for _____ minutes.

Summarize the story. Include the main idea and important details from the beginning, middle and end.

Parent Signature: _____

THURSDAY

I read _____ for _____ minutes.

Summarize the story. Include the main idea and important details from the beginning, middle and end.

Parent Signature: _____

Spelling and Vocabulary Words

Spelling Words:

1. Painless
2. Sickness
3. Sadness
4. Helpless
5. Thankless
6. Kindness
7. Hopeless
8. Darkness
9. Fearless
10. Thickness
11. Careless
12. Goodness
13. Spotless
14. Softness
15. eagerness

Vocabulary Words:

1. approached
2. section
3. avalanches
4. increases
5. equipment
6. tanks
7. slopes
8. altitude
9. succeed
10. halt

Creative Spelling Homework

Spelling tests will be every Friday. Only complete Spelling Homework for the Spelling Words NOT the Vocabulary Words. You must complete 100 points worth of activities. Therefore, you can do two 50 points activities or a 100 point activity.

50 Point Choices:

- Silly sentences. Use your 10 spelling words to write 10 silly sentences.
- Picture words. Draw a picture for each spelling word and write the word under it OR draw a large illustration and write your spelling words somewhere in the picture.
- Definitions. Look up your spelling words in the dictionary and write the definition of each word.
- 3 Times Each. Write each word neatly 3 times.
- Rainbow Spelling. Write each spelling word one time using different colors.
- Cursive Spelling. Write each word in cursive 2 times.
- Syllable Spelling. Write each word and divide it by syllables. (ex/cite/ment)

100 Point Choices:

- Ransom Spelling. Write your spelling words by cutting letters from magazines or newspapers and gluing them on paper.
- 30-Second Words. Write a TV commercial using your spelling words. You may turn in a script OR perform it for the class!
- Cheer Words. Write a cheer for each of your spelling words.
- Caption Words. Cut out a picture from a newspaper or magazine and use spelling words to write a story about the picture.
- Synonym and Antonym. Write each spelling word. Next to the spelling word write a synonym and antonym for that word.
- Cartoon Words. Create a comic strip with illustrations using all of your spelling words.


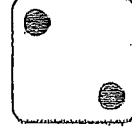

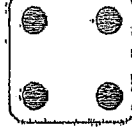

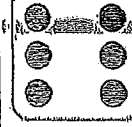
Handwriting practice sheet with 20 horizontal lines.

Blank lined writing area with horizontal lines.



Vocabulary Rock and Roll

Complete ~~one~~ of the follow activities for each of your Vocabulary Words on the paper provided. Please provide parent initials if needed. If you want to make it more interesting, roll a die to determine which two activities you will complete.

 <p>Write a definition for each word.</p>	 <p>Write a SYNONYM (same) for each word.</p>
 <p>Draw a picture for each vocabulary word.</p>	 <p>Write a story using each word.</p>
 <p>Write a sentence telling what each word reminds you of.</p>	 <p>Act out each word. Or play charades with a friend or family member.</p> <p>Parent Initial:</p>

Handwriting practice sheet with 20 horizontal lines.

The Wiggly Worm

The worm is one of nature's
most wonderful of creatures,
as it slinks beneath the soil,
with all its special features.

The worm is an explorer,
of both soft and well-worn land,
on a journey through the landscape,
unearthing stones, loose earth, and sand.

Though they barely see above the grass,
they see all beneath the ground,
hiding amongst the flower beds,
as they wiggle round and round.

Their bodies are long and slender
and as light as summer's breeze,
gilding shapes beneath the surface,
with slow and steady ease.

They're the envy of the rhino,
the hippopotamus, and ape,
and all the other animals that lack
one single beautiful shape.

So when you see the wiggly worm,
smile at his simple form,
and ponder his adventures,
in the earth all wet and warm.

8 Read this line from the poem.

they see all beneath the ground,

Which word means the opposite of beneath?

- Ⓐ Below
- Ⓑ Above
- Ⓒ Far
- Ⓓ Along

9 The poet would most likely describe worms as –

- Ⓐ scary
- Ⓑ amazing
- Ⓒ dirty
- Ⓓ boring

10 What is the rhyme pattern of each stanza of the poem?

- Ⓐ The second and fourth lines rhyme.
- Ⓑ There are two pairs of rhyming lines.
- Ⓒ The first and last lines rhyme.
- Ⓓ None of the lines rhyme.

11 Which line from the poem contains a simile?

- Ⓐ *as it slinks beneath the soil,*
- Ⓑ *hiding amongst the flower beds,*
- Ⓒ *and as light as summer's breeze,*
- Ⓓ *So when you see the wiggly worm,*

12 Which words from the poem describe what a worm looks like?

- Ⓐ *soft and well-worn*
- Ⓑ *long and slender*
- Ⓒ *slow and steady*
- Ⓓ *wet and warm*

13 Read this line from the poem.

in the earth all wet and warm.

Which literary device does the author use in this line?

- Ⓐ Simile
- Ⓑ Metaphor
- Ⓒ Alliteration
- Ⓓ Personification

The Trouble with Spaghetti

The trouble with spaghetti is it gets you in

a fearful tizz
for when you turn
it round and round
until you think
you've got it wound
no matter how you twizzle it,
you always get
one dangling bit.

One day I'll follow all the bends until I've found a pair of ends.

—Noel Petty



Did You Know? Some food historians believe pasta was first made in Italy in the 1100s. Others think Italian explorer Marco Polo brought it back from China in the late 1200s. Most of the pasta we eat today has an Italian name, including spaghetti (meaning “strings”), vermicelli (“little worms”), ravioli (“little turnips”), and linguini (“little tongues”).

Understanding the Poem

Read each question and choose the best answer. You may wish to reread "The Trouble with Spaghetti" as you work.

1. According to this poem, what is the trouble with spaghetti?
 - (A) It gets stuck to your fork.
 - (B) The strands get all tangled up.
 - (C) Once you start twisting it, you can't stop.
 - (D) There's always a piece that hangs off the fork.
2. What will the narrator do with spaghetti someday?
 - (A) Cut the strands in half.
 - (B) Spin it round and round.
 - (C) Follow the dangling strands to their ends.
 - (D) Twizzle the strands until they're untangled.
3. The poem "The Trouble with Spaghetti" is shaped like _____.
 - (A) spaghetti
 - (B) a pair of ends
 - (C) a twizzle stick
 - (D) dangling bits and pieces
4. When spaghetti gets you in a "fearful tizz," it probably means that you get _____.
 - (A) scared
 - (B) frustrated
 - (C) thirsty
 - (D) dizzy and faint
5. Which of these would not make a good subject for a concrete poem?
 - (A) a hill
 - (B) a slide
 - (C) a staircase
 - (D) a bad mood