

Name: _____

Ms. Bain's ELAR Homework

Goes Home on Mondays and is due on
Fridays. Extra copies available on the HSI
database and at
www.msbaainsclass.weebly.com

Reading Log (50 Points) _____

Spelling (20 Points) _____

Vocabulary (20 Points) _____

Additional Activity (10 Points) _____

Total Points: _____

Name: _____

READING LOG

Students are expected to read **at least 20 minutes each night**, then fill in the spaces with answers to the daily question. Questions are meant for fiction books. If students read nonfiction books, they should write what they learned.

MONDAY

I read _____ for _____ minutes.

What was the problem in the story? How was the problem solved?

Parent Signature: _____

TUESDAY

I read _____ for _____ minutes.

What was the most difficult word you read? How did you figure out the meaning?

Parent Signature: _____

WEDNESDAY

I read _____ for _____ minutes.

Summarize! What happened at the beginning, middle and end of your book or chapter?

Parent Signature: _____

THURSDAY

I read _____ for _____ minutes.

Did you like this book? Why or why not? Would you recommend this book to a friend?

Parent Signature: _____

Spelling and Vocabulary Week 2

The test will always be on **Friday** unless there is a school holiday. Students are expected to spell each of the spelling words correctly. Of the 10 vocabulary words, I will choose 5 words that the students are expected to match the correct definition to. For the other 5 students will be expected to use the word correctly in a sentence that they will make up and write on their own. The spelling and vocabulary test will count as one test grade.

Spelling Words:

1. spoke
2. mile
3. save
4. excuse
5. cone
6. invite
7. cube
8. price
9. rule
10. ripe

Vocabulary Words

1. broke
2. flame
3. convinced
4. trial
5. jury
6. guilty
7. pointed
8. honest
9. murmur
10. stand

Creative Spelling Homework

Spelling tests will be every Friday. Only complete Spelling Homework for the Spelling Words NOT the Vocabulary Words. You must complete 100 points worth of activities. Therefore, you can do two 50 points activities or a 100 point activity.

50 Point Choices:

- Silly sentences. Use your 10 spelling words to write 10 silly sentences.
- Picture words. Draw a picture for each spelling word and write the word under it OR draw a large illustration and write your spelling words somewhere in the picture.
- Definitions. Look up your spelling words in the dictionary and write the definition of each word.
- 3 Times Each. Write each word neatly 3 times.
- Rainbow Spelling. Write each spelling word one time using different colors.
- Cursive Spelling. Write each word in cursive 2 times.
- Syllable Spelling. Write each word and divide it by syllables. (ex/cite/ment)

100 Point Choices:

- Ransom Spelling. Write your spelling words by cutting letters from magazines or newspapers and gluing them on paper.
- 30 Second Words. Write a TV commercial using your spelling words. You may turn in a script OR perform it for the class!
- Cheer Words. Write a cheer for each of your spelling words.
- Caption Words. Cut out a picture from a newspaper or magazine and use spelling words to write a story about the picture.
- Synonym and Antonym. Write each spelling word. Next to the spelling word write a synonym and antonym for that word.
- Cartoon Words. Create a comic strip with illustrations using all of your spelling words.

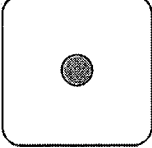
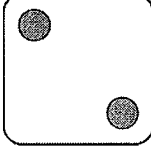
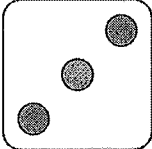
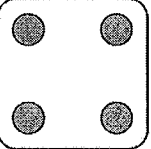
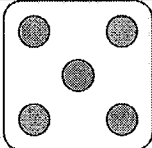
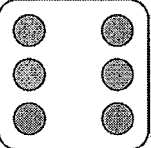
Blank lined writing area with 25 horizontal lines.

Blank lined writing area with horizontal lines.



Vocabulary Rock and Roll

Complete 2 of the follow activities for each of your Vocabulary Words on the paper provided. Please provide parent initials if needed. If you want to make it more interesting, roll a die to determine which two activities you will complete.

 <p>Write a definition for each word.</p>	 <p>Write a SYNONYM (same) for each word.</p>
 <p>Draw a picture for each vocabulary word.</p>	 <p>Write a story using each word.</p>
 <p>Write a sentence telling what each word reminds you of.</p>	 <p>Act out each word. Or play charades with a friend or family member.</p> <p>Parent Initial:</p>

A large rectangular area containing 25 horizontal lines, intended for writing or drawing.

Week 3 Additional Activity

In the space below, write TWO of each kind of sentence. Make sure your sentences start with a capital and end with correct punctuation. Do the best you can with spelling words correctly. Use your notes if you have trouble remembering the kinds of sentences.

1. Command: _____

2. Command: _____

3. Exclamatory: _____

4. Exclamatory: _____

5. Question: _____

6. Question: _____

7. Statement: _____

8. Statement: _____
