

Name: _____

Ms. Bain's ELAR Homework

Extra copies available on the HSI
database and at
www.msbainsclass.weebly.com

Reading Log (50 Points) _____

Spelling (20 Points) _____

Vocabulary (20 Points) _____

Additional Activity (10 Points) _____

Total Points: _____

Name: _____

READING LOG

Students are expected to read at least 20 minutes each night, then fill in the spaces with answers to the daily question. Questions are meant for fiction books. If students read nonfiction books, they should write about what they learned from reading.

MONDAY

I read _____ for _____ minutes.

What is the author's purpose for writing this book? Explain how you know.

Parent Signature: _____

TUESDAY

I read _____ for _____ minutes.

Describe the main characters. (personality, appearance, likes/dislikes) Who is your favorite character and why?

Parent Signature: _____

WEDNESDAY

I read _____ for _____ minutes.

Was this book a "just right" book for you? Explain why or why not?

Parent Signature: _____

THURSDAY

I read _____ for _____ minutes.

What is your opinion of the book? (do you like it or not) Explain.

Parent Signature: _____

Spelling and Vocabulary Words

Spelling Words:

1. slight
2. might
3. tight
4. pilot
5. blind
6. fight
7. sight
8. midnight
9. light
10. lie

Vocabulary Words:

1. tie
2. pie
3. stands
4. score
5. fans
6. league
7. slammed
8. pronounced
9. style
10. polish

Creative Spelling Homework

Spelling tests will be every Friday. Only complete Spelling Homework for the Spelling Words NOT the Vocabulary Words. You must complete 100 points worth of activities. Therefore, you can do two 50 points activities or a 100 point activity.

50 Point Choices:

- Silly sentences. Use your 10 spelling words to write 10 silly sentences.
- Picture words. Draw a picture for each spelling word and write the word under it OR draw a large illustration and write your spelling words somewhere in the picture.
- Definitions. Look up your spelling words in the dictionary and write the definition of each word.
- 3 Times Each. Write each word neatly 3 times.
- Rainbow Spelling. Write each spelling word one time using different colors.
- Cursive Spelling. Write each word in cursive 2 times.
- Syllable Spelling. Write each word and divide it by syllables. (ex/cite/ment)

100 Point Choices:

- Ransom Spelling. Write your spelling words by cutting letters from magazines or newspapers and gluing them on paper.
- 30 Second Words. Write a TV commercial using your spelling words. You may turn in a script OR perform it for the class!
- Cheer Words. Write a cheer for each of your spelling words.
- Caption Words. Cut out a picture from a newspaper or magazine and use spelling words to write a story about the picture.
- Synonym and Antonym. Write each spelling word. Next to the spelling word write a synonym and antonym for that word.
- Cartoon Words. Create a comic strip with illustrations using all of your spelling words.

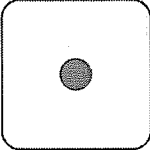
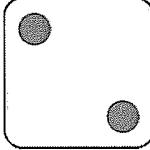
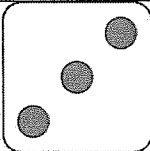
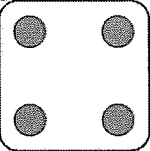
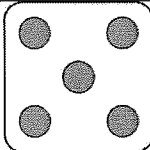
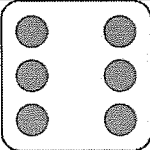
Blank lined writing area with 20 horizontal lines.

A large rectangular area with horizontal lines, intended for writing or drawing. The lines are evenly spaced and extend across the width of the page. There are three binder holes on the right side of the page.



Vocabulary Rock and Roll

Complete 2 of the follow activities for each of your Vocabulary Words on the paper provided. Please provide parent initials if needed. If you want to make it more interesting, roll a die to determine which two activities you will complete.

| | |
|--|---|
|  <p>Write a definition for each word.</p> |  <p>Write a SYNONYMN (same) for each word.</p> |
|  <p>Draw a picture for each vocabulary word.</p> |  <p>Write a story using each word.</p> |
|  <p>Write a sentence telling what each word reminds you of.</p> |  <p>Act out each word. Or play charades with a friend or family member.</p> <p>Parent Initial:</p> |

A large rectangular area with a thick black border, containing 25 horizontal lines for writing. The lines are evenly spaced and extend across the width of the page. There are three circular punch holes along the right edge of the page.

Name: _____

Date: _____

Circle the adjectives in each sentence.

- 1) Kyle saw three small green snakes on the nature walk.
- 2) The school marching band is practicing down the street.
- 3) Samantha did an amazing routine on the balance beam today.
- 4) Alex only played in the third quarter of the soccer game.
- 5) Carlos sure can play that shiny new trumpet of his.
- 6) I love the stuffed purple elephant I got for Christmas.
- 7) There were huge snowflakes tickling their cold noses.
- 8) Which of the new kids do you think will make the cheerleading team?
- 9) I got five candy bars and three lollipops for Halloween.
- 10) Can you buy chocolate cookies when you go to the grocery store?