

Name: _____

Ms. Bain's ELAR Homework

Extra copies available on the HSI
database and at
www.msbainsclass.weebly.com

Reading Log (50 Points) _____

Spelling (20 Points) _____

Vocabulary (20 Points) _____

Additional Activity (10 Points) _____

Total Points: _____

Name: _____

READING LOG

Students are expected to read at least 20 minutes each night, then fill in the spaces with answers to the daily question. Questions are meant for fiction books. If students read nonfiction books, they should write about what they learned from reading.

MONDAY

I read _____ for _____ minutes.

What is the author's purpose for writing this book? Explain how you know.

Parent Signature: _____

TUESDAY

I read _____ for _____ minutes.

Describe the main characters. (personality, appearance, likes/dislikes) Who is your favorite character and why?

Parent Signature: _____

WEDNESDAY

I read _____ for _____ minutes.

Was this book a "just right" book for you? Explain why or why not?

Parent Signature: _____

THURSDAY

I read _____ for _____ minutes.

What is your opinion of the book? (do you like it or not) Explain.

Parent Signature: _____

Spelling and Vocabulary Words

Spelling Words:

1. wrong
2. match
3. knock
4. knew
5. new
6. write
7. stretch
8. watch
9. knot
10. wreck

Vocabulary Words:

1. knee
2. itch
3. harvest
4. separate
5. ashamed
6. borders
7. advice
8. borrow
9. patch
10. serious

Creative Spelling Homework

Spelling tests will be every Friday. Only complete Spelling Homework for the Spelling Words NOT the Vocabulary Words. You must complete 100 points worth of activities. Therefore, you can do two 50 points activities or a 100 point activity.

50 Point Choices:

- Silly sentences. Use your 10 spelling words to write 10 silly sentences.
- Picture words. Draw a picture for each spelling word and write the word under it OR draw a large illustration and write your spelling words somewhere in the picture.
- Definitions. Look up your spelling words in the dictionary and write the definition of each word.
- 3 Times Each. Write each word neatly 3 times.
- Rainbow Spelling. Write each spelling word one time using different colors.
- Cursive Spelling. Write each word in cursive 2 times.
- Syllable Spelling. Write each word and divide it by syllables. (ex/cite/ment)

100 Point Choices:

- Ransom Spelling. Write your spelling words by cutting letters from magazines or newspapers and gluing them on paper.
- 30 Second Words. Write a TV commercial using your spelling words. You may turn in a script OR perform it for the class!
- Cheer Words. Write a cheer for each of your spelling words.
- Caption Words. Cut out a picture from a newspaper or magazine and use spelling words to write a story about the picture.
- Synonym and Antonym. Write each spelling word. Next to the spelling word write a synonym and antonym for that word.
- Cartoon Words. Create a comic strip with illustrations using all of your spelling words.

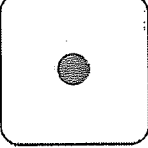
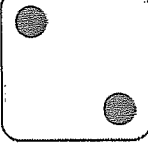
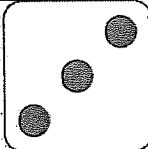
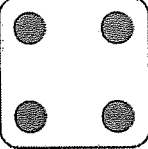
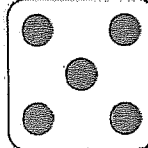
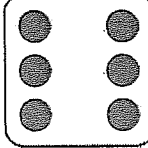
A large rectangular box with a thick black border, containing 25 horizontal lines for writing. The lines are evenly spaced and extend across the width of the box. There are three circular punch holes along the right edge of the page, one near the top, one in the middle, and one near the bottom.

Blank lined writing area with horizontal lines.



Vocabulary Rock and Roll

Complete 2 of the follow activities for each of your Vocabulary Words on the paper provided. Please provide parent initials if needed. If you want to make it more interesting, roll a die to determine which two activities you will complete.

 <p>Write a definition for each word.</p>	 <p>Write a SYNONYMN (same) for each word.</p>
 <p>Draw a picture for each vocabulary word.</p>	 <p>Write a story using each word.</p>
 <p>Write a sentence telling what each word reminds you of.</p>	 <p>Act out each word. Or play charades with a friend or family member.</p> <p>Parent Initial:</p>

Blank lined writing area with 25 horizontal lines.


Skill Practice

Follow all of the steps of PLORE.

Read this selection. Then answer the questions that follow it.

A Visit to the Police Station

- 1 “Why do we have to go to the police station?” Sam asked. He was a little anxious. The idea of going into a police station made him feel uncomfortable and nervous. Only police officers and bad guys went to the police station. Sam knew that from TV.
- 2 “Remember the backpack we found in the park yesterday?” his dad asked. Sam recalled seeing it under a bench and pointing it out to his father. “Well, we need to tell the police about it.”
- 3 “Why can’t we keep it?” Sam said. “It’s just a backpack.” He wondered why they were going to all this trouble for one backpack. It didn’t have anything interesting in it, just some school books and a pair of sneakers. There wasn’t even a wallet with an identification card inside. Sam thought about all the other things he would rather do today, like going swimming or visiting his aunt’s house.
- 4 Dad put his hand on Sam’s shoulder. “What if you misplaced your backpack?” Dad said. “You would want someone to find it and turn it in, right?” Sam thought about it while his dad parked the car.
- 5 Sam held his dad’s hand as they went into the police station. A woman was sitting at a desk. She wore a police uniform, but she didn’t look scary. As a matter of fact, she looked very nice.
- 6 “How can I help you?” she inquired. She listened as Sam’s dad answered the question. He handed her the backpack and told her about how they had found it in the park near their house.

**Tip**

In this paragraph, Sam's dad explains what can happen as a result of something being misplaced.

Tip

Look for examples that help you know the meaning of the word inquired.

GO ON

7 Meanwhile, Sam looked around the station. There were no bad guys in handcuffs! This was just a tidy room with booklets and flyers. It was neat and clean. Sam thought it didn't seem scary at all.

8 Sam looked at the booklets. There were some that told about neighborhood-watch workshops and tips on keeping your house safe. Some had information about when to call 911 for help. There was even a flyer about a summer program for the children in town.

9 "Come on, Sam," his dad called, holding the door. "We're all done. The police will take it from here."

10 Sam took one of the flyers. Maybe he'd try a program this summer, he thought. The activities sounded interesting. Besides, it would be fun to come back to the police station.

Tip

Look in this paragraph for an explanation of the word tidy.

1 What does the word anxious mean in paragraph 1?

- Happy
- Sleepy
- Smart
- Worried

Tip

Look at the examples given in the paragraph. Then choose the correct definition of anxious.

2 Which word in paragraph 2 helps the reader understand the meaning of recalled?

- Remember
- seeing
- bench
- pointing



3 In paragraph 4, the word misplaced means —

- found
 prepared
 cleaned
 lost

4 In paragraph 6, the word inquired means —

- asked
 allowed
 yelled
 noticed

Tip

Find the word inquired in paragraph 6. Replace it with each answer choice. Which choice makes sense in the sentence?

5 Which word in paragraph 7 helps the reader understand the meaning of tidy?

- flyers*
 scary
 neat
 looked

